

CLICKIT SMART

HAND FIXATOR

Quick connection clamps

Versatile

Modular



Indications

The ClickIt Smart modular external fixation system is indicated for fractures, corrective osteotomies, non-unions and bone lengthening of phalanges. Its ease of use and lightweight ensure a stable fixation and the possibility of adjusting alignment even during the postoperative phase.

FEATURES

Sterile disposable kit
Minimally invasive
Made of Aluminium alloy and steel

ADVANTAGES

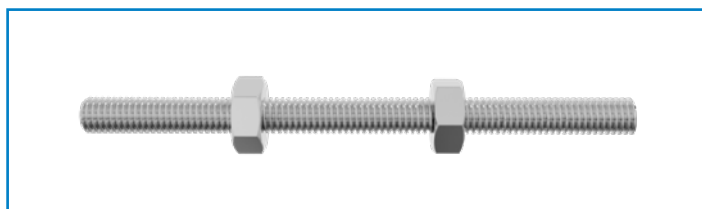
Ready for use
Percutaneous fixation using K-wires
Lightweight

Components



Arches

Made of aluminum alloy to be lightweight and durable.
Convergent positioning of screws/k-wires, allows treatment of fractures without bridging the joint.
Available in two sizes.



Threaded rod

Made of stainless steel.
Available in three sizes.

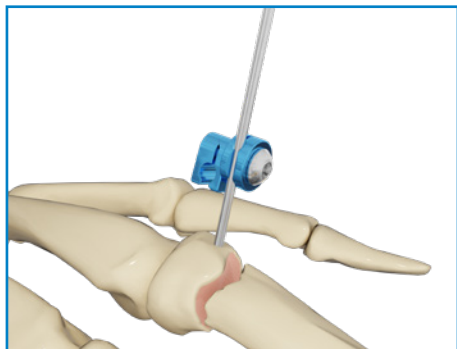


Quick-fit coupling clamp

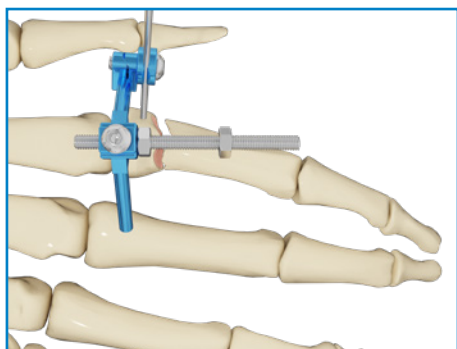
Made of aluminum alloy to be lightweight, resistant and stable.
Allows rotation on all planes.
Accepts screws and wires of the following diameters Ø 1.5-1.8 mm.

Surgical Technique

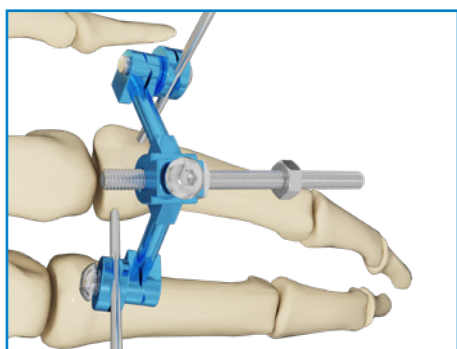
(diaphyseal fracture)



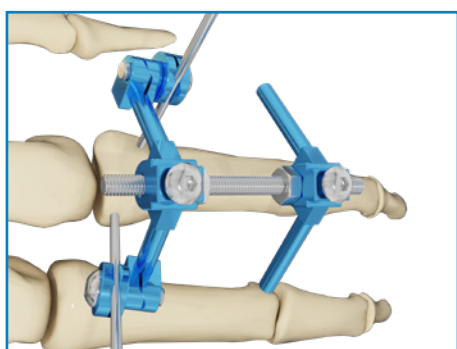
Perform an incision on skin and, using a power tool at low-speed, insert the first wire. Apply the clamp to the newly inserted wire.



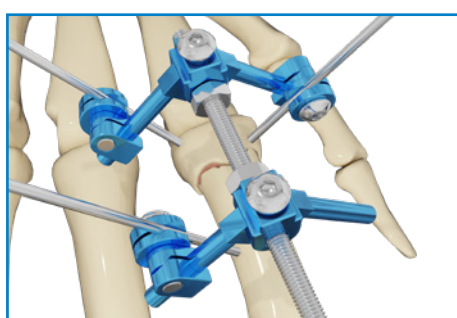
Attach the arch to the clamp and insert the threaded rod in the dedicated slot.



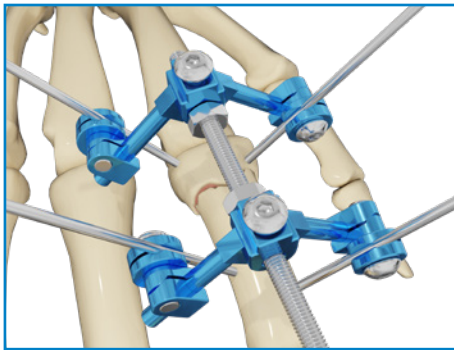
Use the threaded rod to locate the correct axis. Apply the second clamp and use it as a guide to insert the second wire. Tighten the two clamps using the hexagonal wrench.



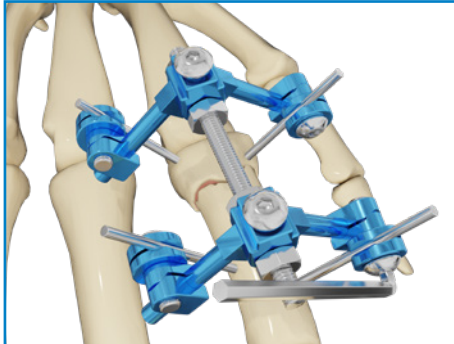
Position the second arch and proceed with fracture reduction.



Insert the third clamp and use it as a guide to insert the third wire.



Use the fourth clamp as a guide and insert the fourth wire.



Check that the fracture is aligned and tighten the third and fourth clamp.



Tighten the four nuts on the threaded rod.

Sterilization

ClickIt Smart is supplied sterile.

It is recommended to sterilize the instruments in autoclave using saturated steam following these parameters:

TEMPERATURE: 134°

EXPOSURE: 10 minutes

CLICKIT SMART

COMPONENTS and ACCESSORIES

Code	Description
5002504ST	ClickIt Smart clamp
5002504ST4	ClickIt Smart clamp (4pcs)
5002501ST	Ø 3.0 mm ClickIt Smart threaded rod (Small)
5002502ST	Ø 3.0 mm ClickIt Smart threaded rod (Medium)
5002503ST	Ø 3.0 mm ClickIt Smart threaded rod (Large)
500251.5ST4	K-wire Ø 1.5 mm L 100 mm (4pcs)
500251.8ST4	K-wire Ø 1.8 mm L 100 mm (4pcs)
5002500SST	Smart small arch
5002500SST2	Smart small arch (2pcs) complete with clamp
5002500LST	Smart large arch
5002500LST2	Smart large arch (2pcs) complete with clamp
5002431ST	Threaded wire Ø 1.5 mm L 100 F mm 4.0

INSTRUMENTS*

Code	Description	Qty
Composition:		
5002220	8.0-5.5 mm hexagonal flat wrench	1
5002221	2.0 mm L-shaped hexagonal wrench	1
5002222	2.0 mm short L-shaped hexagonal wrench	1
5002223	2.0 mm hexagonal screwdriver	1

* Implantable and sterile devices are covered by CE 1936 mark, non-sterile reusable instruments are CE marked



HEADQUARTERS

Via P. Gobetti, 56r - 16145 Genova
Tel. +39 010 30801 - Fax +39 010 3080210
www.mikai.it - servizio.clienti@mikai.it

MANUFACTURING FACILITY

Via Canestrello, 2 - 36050 Monteviale (VI)
Tel. +39 0444 950100 - Fax +39 0444 950133
www.mikai.it - servizio.clienti@mikai.it